
























# 60 CREATIVE STUDY

## ORNAMENTS

Sign	Name	Written out as played
	<b>TURNS</b>	(four or five note ornaments)
	turn written over the note	
	inverted turn	
	turn written after the note	 (turn played in 2nd 1/2 of beat)
	turn written over a dot. Here a triplet is used.	
	<b>MORDENTS</b>	(three note ornaments)
	mordent	
	sharpened mordent	
	inverted mordent	
	flattened inverted mordent	
	<b>ACCIACCATURA</b> takes up little or no time	 or simply 
	<b>APPOGGIATURA</b> written as <i>half</i> the note, takes <i>half</i> the time	
	<b>TRILL</b> variable number of next-door notes: usually ends with a turn	

two note ornaments

\* the accidental affects the note above or below the main note, according to where it is printed

- The question will ask you to recognise and name written-out ornaments and to replace them with the appropriate signs.
- Turns and trills can vary how they look
  - turns always make a *curled* shape round the main note
  - trills are always two notes alternating more or less rapidly; the speed of the trill depends on the style of the music
- The other three are quite easy to recognise (learn how to spell them!)
- Questions relating to ornaments are included in the General Musicianship Questions pages 103-6